



BREAKFAST CABINET SET 2X2M

500 lm/m | aluminum | SMART door sensor

Product code: 96377

Versatile breakfast set with door sensor

LIMENTE breakfast cabinet set is a versatile solution that includes everything you need to equip your breakfast cabinet. The set is complete, including a vertical or horizontal profile light, driver, and sensor that turns on the lights when you open the cabinet door.

The breakfast cabinet is optimized with a soft, ambient light that can be left on for mood lighting. The profile, positioned at the front edge, directs a pleasant glow into the cabinet without glare. The sleek, continuous light has no visible seams and provides even illumination across the entire area.

[Learn more from our website](#)

Lighting

LIMENTE SMART 512 acts as an automatic door ON / OFF switch or when used as a door switch, the switch turns on the lights when the door is opened and turns them off when the door is closed.

[Learn more from our website](#)

Easy installation

The installation of the LIMENTE breakfast cabinet set is quick and easy with the included installation accessories and instructions.

[Learn more from our website](#)

THE FOLLOWING ITEMS ARE INCLUDED

- 2 x 2m aluminum profile aluminum
- 2 x 2m ledstrip
- 2 x cord 2m
- driver 30W
- 2 x Smart 512 door sensor

BREAKFAST CABINET SET 2X2M VERTICAL

OVERVIEW

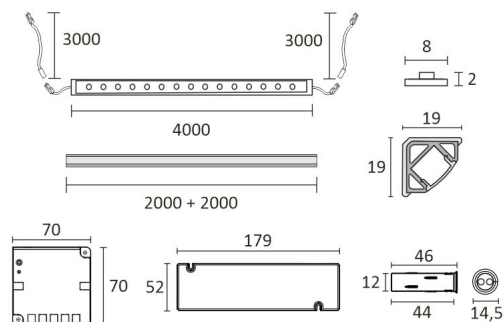
| | |
|-------------------|---------------|
| PRODUCT CODE | 96377 |
| GTIN-CODE | 6430022825536 |
| ELECTRICAL NUMBER | 4143116 |
| ETIM GENERAL NAME | |
| ETIM CLASS | |
| ETIM GROUP | |
| COLOUR | Alulook |
| LAMP TYPE | LED |

SPECIFICATIONS

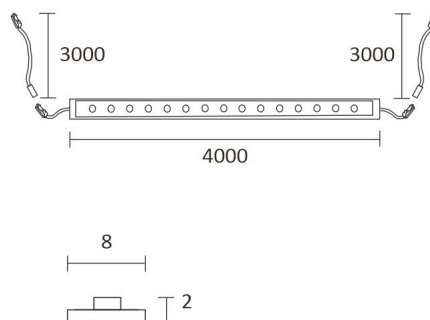
| | |
|-----------------------------------|---|
| PRODUCT DIMENSIONS | 2000.0 x 19.0 x 19.0 |
| MOUNTING METHOD | |
| COLOUR TEMPERATURE | 4000 K |
| COLOUR RENDERING INDEX CRI | |
| RATED LIFE TIME | 102.000h |
| ENERGY EFFICIENCY CLASS | |
| LUMINOUS FLUX | |
| EFFICIENCY | |
| VOLTAGE | |
| INGRESS PROTECTION CODE | IP20 |
| NUMBER OF LEDS/M | |
| INPUT POWER | |
| NUMBER OF SWITCHING CYCLES | |
| AMBIENT TEMPERATURE RANGE | |
| INPUT POWER CONNECTOR | |
| WARRANTY PERIOD (MONTHS) | 24 |
| ADDITIONAL COVER (MONTHS) | |
| INSTALLATION AND OPERATING MANUAL | https://www.limente.fi/Images/productpics/instructions/limente_ribbon-pro.pdf |

BREAKFAST CABINET SET 2X2M VERTICAL

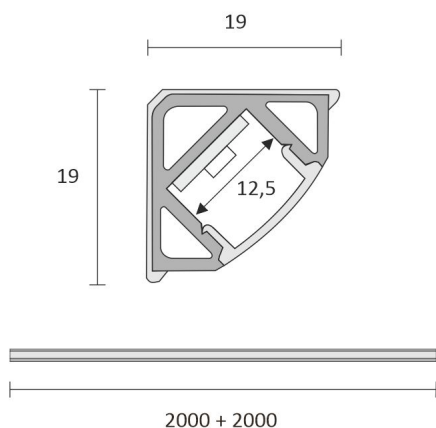
LIMENTE CORNER, SMART 512, DRIVER



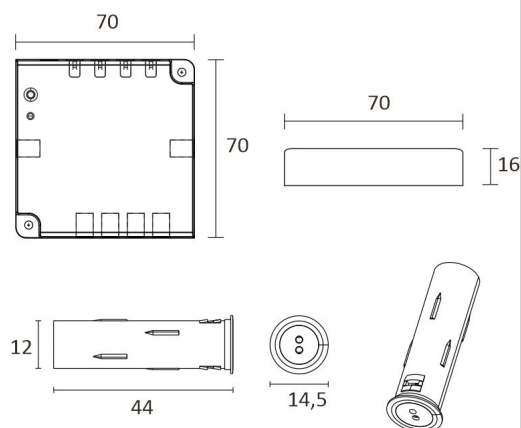
LIMENTE PROLITE, IP20



LIMENTE CORNER



LIMENTE SMART 512



LIMENTE LED28030

