

PROFILE CORNER

without led-strip | aluminium 2,0 m

Product code: 682303



Aluminum profile for LED strips

LIMENTE PROFILE CORNER is designed for installing LIMENTE RIBBON led strip. You can use the profile to install the led strip in a kitchen workspace or in a utility room. The profile has a standard length of 2 meters and can be shortened to a desired length using a hacksaw or a circular saw. When the profile is cut to a proper length, simply install the led strip inside. The profile is available in aluminum, black and white. Installation tools and attachment brackets as well as end pieces are included.

CORNER profile is easy to install. Use CORNER profile for a smooth installation and extend the lifetime of the led strip. Take your pick from the several different options of LIMENTE RIBBON (available in different lengths, different technical values and IP classifications) to suit your personal lighting design. N.B.! The led strip and power supply must be ordered separately.

Dimming and lighting control

Combine any LIMENTE RIBBON led strip with either LIMENTE SMART CLASSIC, LUXUS ja GREENLINE series wireless dimming and lighting control system. With our SMART systems, you can easily change the lighting and ambience in your home from efficient and bright to dim and cozy with just a push of a button.

[Learn more from our website](#)

Installation

LIMENTE profiles are cut to a desired length using a hacksaw or a circular saw and secured in place with the supplied installation tools and attachment brackets.

THE FOLLOWING ITEMS ARE INCLUDED

- aluminium profile 2m
- diffuser 2m (cover)
- mounting clips x 4
- end-caps x 4

PROFILE CORNER 2M

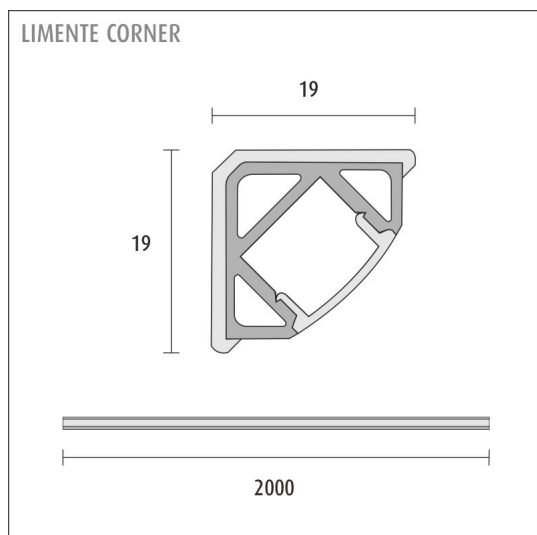
OVERVIEW

PRODUCT CODE	682303
GTIN-CODE	6430022831384
ELECTRICAL NUMBER	4118866
ETIM GENERAL NAME	
ETIM CLASS	
ETIM GROUP	
COLOUR	
LAMP TYPE	

SPECIFICATIONS

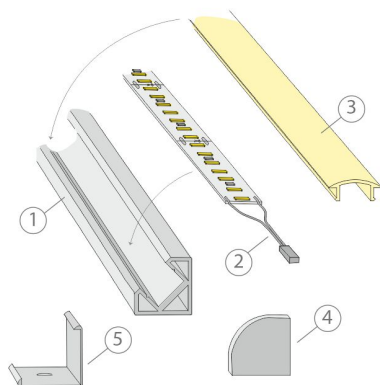
PRODUCT DIMENSIONS	2000.0 x 19.0 x 19.0
MOUNTING METHOD	
COLOUR TEMPERATURE	
COLOUR RENDERING INDEX CRI	
RATED LIFE TIME	
ENERGY EFFICIENCY CLASS	
LUMINOUS FLUX	
EFFICIENCY	
VOLTAGE	
INGRESS PROTECTION CODE	
NUMBER OF LEDS/M	
INPUT POWER	
NUMBER OF SWITCHING CYCLES	
AMBIENT TEMPERATURE RANGE	
INPUT POWER CONNECTOR	
WARRANTY PERIOD (MONTHS)	
ADDITIONAL COVER (MONTHS)	
INSTALLATION AND OPERATING MANUAL	https://www.limente.fi/Images/productpics/instructions/limente_led-corner.pdf

PROFILE CORNER 2M



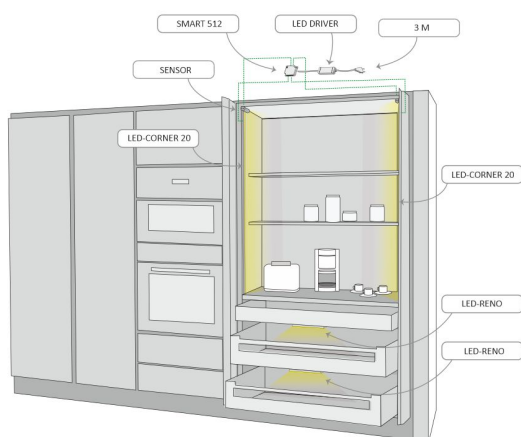
PROFILE CORNER 2M

Corner



LIMENTE
HELSINKI

Led-Corner + Smart 512



LIMENTE
HELSINKI