

SMART 120

Product code: 640120S2



Automatic door switch

LIMENTE 100-series is designed to automate lighting control in all home spaces. Automated control of lighting is at its best when the lights are on when they are needed and where they are needed without the user needing to pay much attention. Unnecessary use of lights and electricity consumption are reduced as security increases. The LIMENTE 100-series is designed to automate lighting control in all home spaces. The system lights up any room lights, cabinet lights, or even the kitchen lights when light is needed. The lights remain on for as long as you are in the room or the door is open. Automatic lighting control makes your home lighting a new kind of comfort and safety product, and at the same time it is also an ecological way to use lights.

The Smart 120 door switch is installed near either a sliding or swinging door and whenever the door is opened, the lights inside of the cabinet light up. The detectors can be up to four pieces in one system.

Lighting control

LIMENTE SMART 120 works as an automated ON/OFF -switch.

Easy installation

The LIMENTE SMART 100-series electronic unit and sensor are simple and quick to install and do not require separate electrical installations. The small electronic unit has female and male plug connectors. The male plug is pressed into the socket and the power supply of the controlled lights is connected to the female plug. You can also do the installation yourself.

[Learn more from our website](#)

THE FOLLOWING ITEMS ARE INCLUDED

- 2 x ON / OFF door sensor with quick connector
- manifold with quick connector max. for 4 sensors
- electronics unit with quick connector
- ready-made wiring with plug and euro socket

SMART 120 2 X DOOR SENSOR

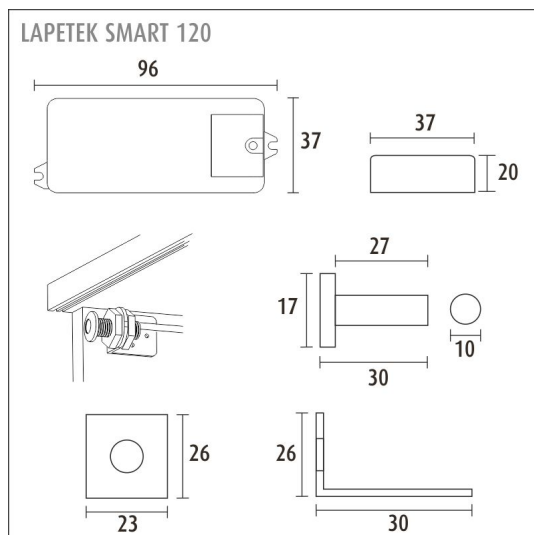
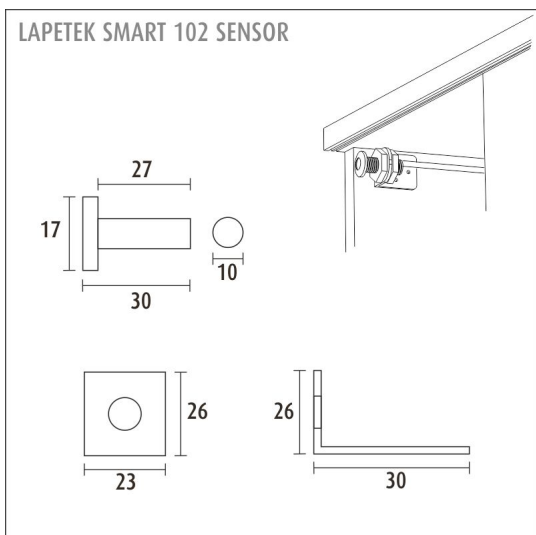
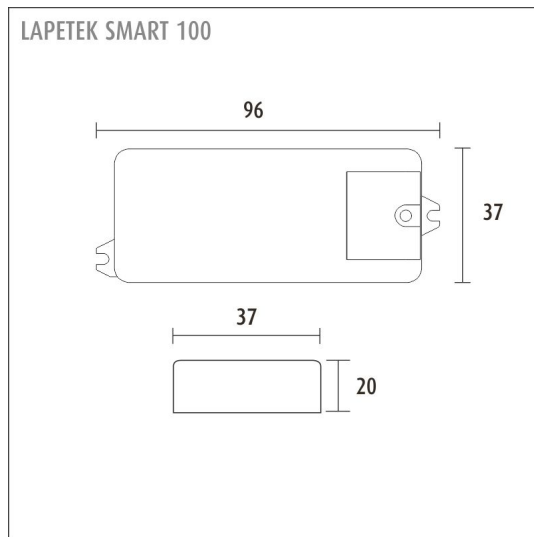
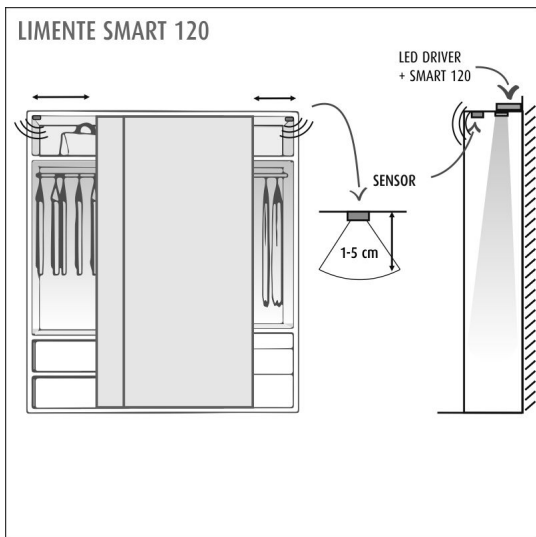
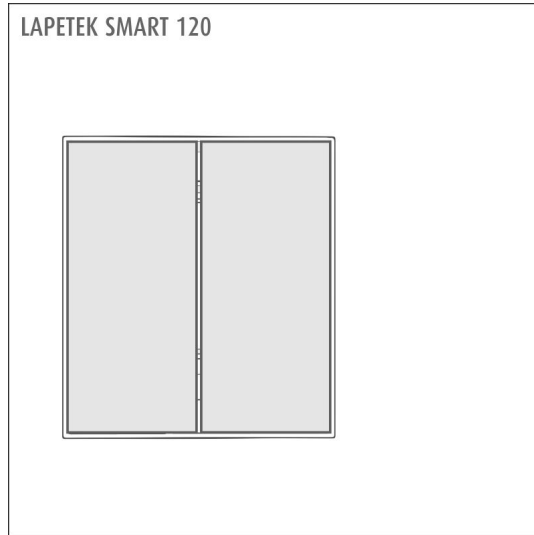
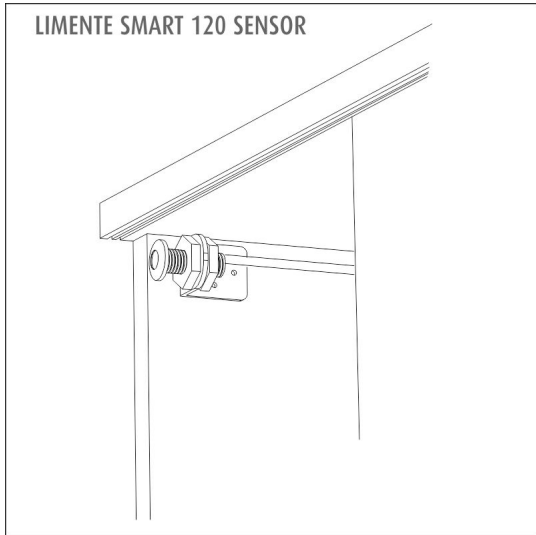
OVERVIEW

PRODUCT CODE	640120S2
GTIN-CODE	6438400001268
ELECTRICAL NUMBER	2600833
ETIM GENERAL NAME	Motion detector
ETIM CLASS	Movement sensor / presence detector complete EC000133
ETIM GROUP	26 Timer switches, thermostats and lighting controls
COLOUR	Black
LAMP TYPE	

SPECIFICATIONS

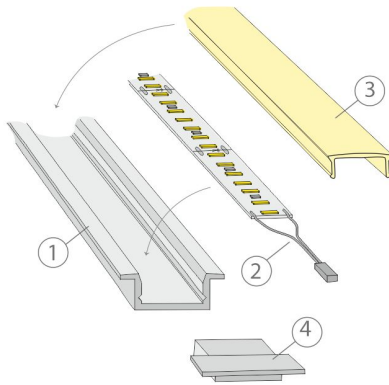
PRODUCT DIMENSIONS	96.0 x 37.0 x 20.0
MOUNTING METHOD	Surface mounted/recessed mounted
COLOUR TEMPERATURE	
COLOUR RENDERING INDEX CRI	-
RATED LIFE TIME	
ENERGY EFFICIENCY CLASS	
LUMINOUS FLUX	-
EFFICIENCY	-
VOLTAGE	240 V
INGRESS PROTECTION CODE	IP20
NUMBER OF LEDS/M	
INPUT POWER	-
NUMBER OF SWITCHING CYCLES	-
AMBIENT TEMPERATURE RANGE	-20°C -+50°C
INPUT POWER CONNECTOR	Europlug
WARRANTY PERIOD (MONTHS)	24
ADDITIONAL COVER (MONTHS)	-
INSTALLATION AND OPERATING MANUAL	http://www.lapetek.fi/tuotekuvat/ao/limente_smart100.pdf

SMART 120 2 X DOOR SENSOR



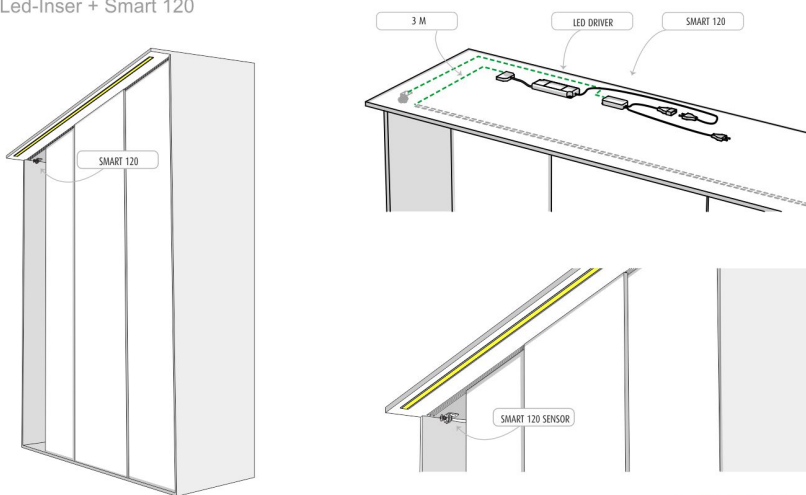
SMART 120 2 X DOOR SENSOR

Inser



LIMENTE
HELSINKI

Led-Inser + Smart 120



LIMENTE
HELSINKI

